

ARCIPELAGO lounge seating



FEATURES

- Intended for a mixed use according to European Standard EN 16139:2013, level L1. General use (short-time and for a period of several hours, light to heavy load)
- Easy to assemble and disassemble ("metal to metal")
- Two tools (DIN911 S5 and S6) for assembling

TECHNICAL INFORMATION

Type

- Modular lounge seating system.

Legs

- Metal tube legs with height adjustable plastic feet, Ø30x1,5 mm (+10 mm);
- Round wooden legs with height adjustable plastic feet, Ø48 mm (+10 mm).

Base frames

- One seater base frame (640x640x80);
- Two seater base frame (1280x640x80);
- Three seater base frame (1920x640x80);
- One seater curved base frame 45° (1020x690x80);
- Base frames are made from metal tubes 70x20x2 and 50x20x2;
- Outer side of base frames are softened with foam HR5050 (48-51 kg/m³);
- Upholstery to the base frame attached with "Velcro" straps.

Connecting brackets

- Armrest and backrest connecting brackets made of metal sheet (8 mm);
- Base frames connecting brackets ("U" shape) made of metal sheet (8 mm)
- Metal brackets for table connection ("L" shape) made of metal sheet (8 mm);
- High back sides connecting brackets made from plastic (PA66+15GF).

Seat cushion

- One seater square seat cushion (650x650x130);
- One seater curved seat cushion 45° (1030x710x130);
- Made from PU foam (65-70 kg/m³);
- Upholstered with fabric;
- Sewed with soft round "Velcro" pads on the bottom;
- Seat cushions placed on MFC board, stuck with hard "Velcro" pads.

Back cushion

- One seater straight back cushion (650x420x200);
- One seater curved 45° seat cushion (1070x420x200);
- Made from PU foam (50 kg/m³);
- Upholstered with fabric;
- Back side sewed with soft "Velcro" strap.

Side armrests and backrests

- Internal metal frame molded with PU foam (70 kg/m³);
- Upholstered with fabric;
- Backrests with hard Velcro strap in front to bind with back cushion.

High back sides

- Internal metal frame molded with PU foam (100 kg/m³);
- Upholstered with fabric;
- Connected with zippers on the sides.

Armrest with power sockets

- Internal frame made of 15 mm chipboard;
- Covered with foam (HR5050 (48-51 kg/m³); VB3842 (36-39 kg/m³));
- Upholstered with fabric;
- 2 power sockets "Bachmann", 230 V (EU, UK, FR), cable length – 2 m;
- Bottom base for positioning between seat cushions from metal sheet (3 mm).

Integrated tables

- Frame made of 18 mm MFC (melamine) with 1 mm ABS edging (640x640x200);
- Height (above the ground) – 420 mm (the same as the seat cushion);
- 1 double power socket "Bachmann", 230 V (EU, UK, FR), cable length – 1,8 m (integrated table with double power socket).

Mobile table

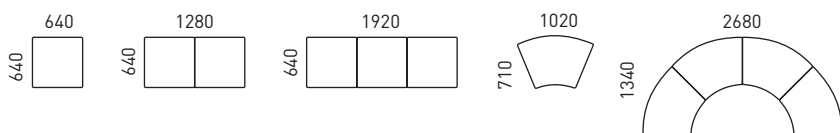
- Table top - 16 mm MFC (500x400) with 1 mm ABS edging;
- Under the table top - 8 mm metal plate;
- Vertical column tube (40x40x2) from powder coated metal;
- 8 mm metal base with 4 adhesive felt glides.

MATERIALS

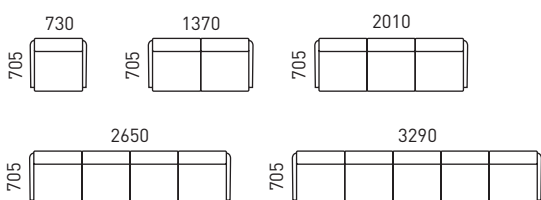
- Fabric: SYNERGY, BERTA;
- Melamine: P (birch), T (beech), D1 (whitened oak), D2 (amber oak), U (walnut), M1 (white);
- Veneer: G (wenge), K (maple), R (walnut), A (oak).

RANGE

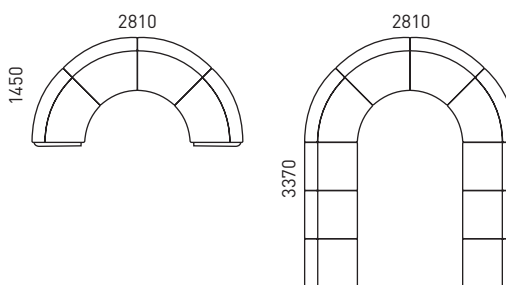
Completed combinations

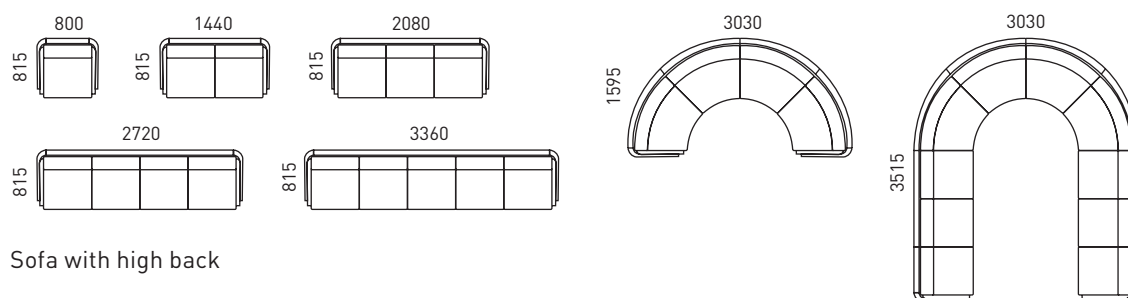


Pouf



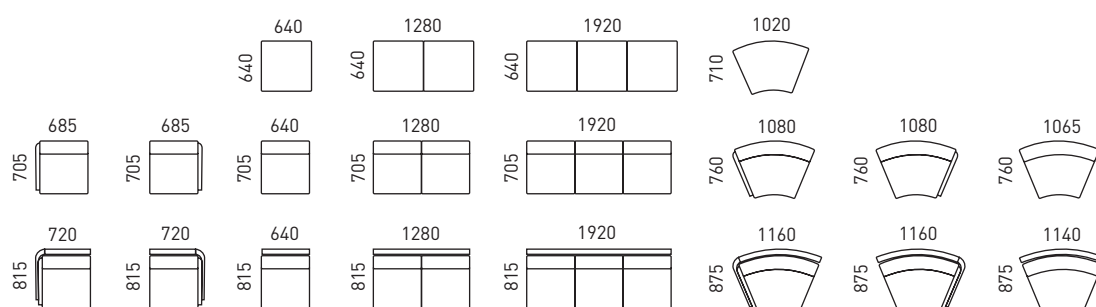
Sofa



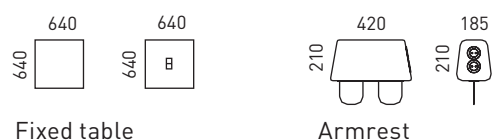


Sofa with high back

Segments for combinations



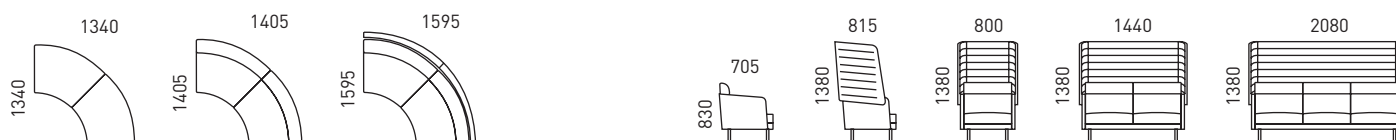
Accessories



Fixed table

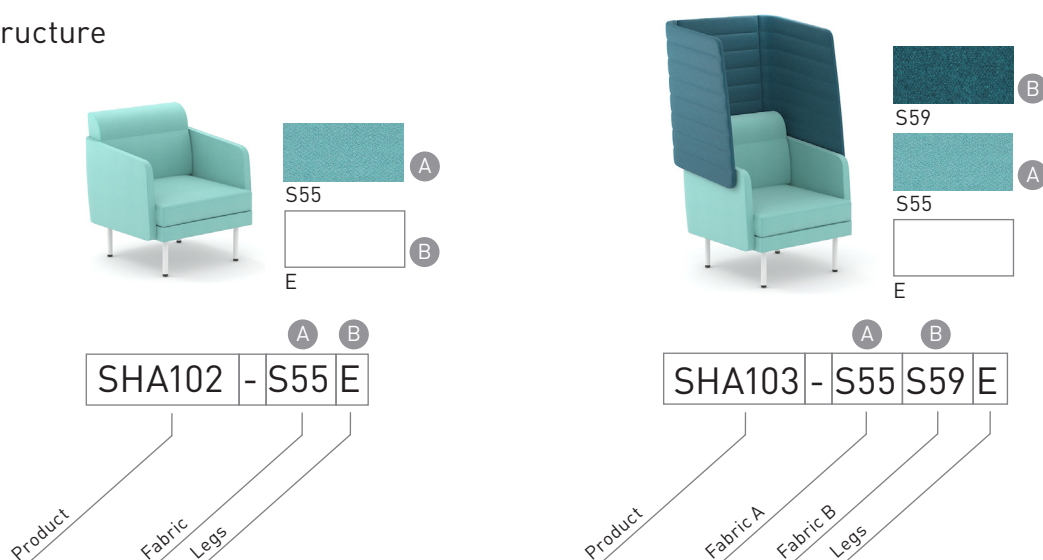
Armrest

Additional dimensions



ORDERING EXAMPLE

Code structure



Must be ordered to complete the combination



Connecting brackets (2 pcs.). Must be ordered for each connection of two seaters in modular system combination.



Set of legs (2 pcs.). One set must be ordered for modular system combination.

Optional



Integrated table with or without 2 power sockets



Armrest with two power sockets



MOBI or other coffee tables

ADDITIONAL INFORMATION

For combinations of poufs and **low back seater segments**:

- There are separate low back seater segments for the left side, right side and the centre. Poufs are universal and can be put on either side or in the middle.



left sided



right sided



central



universal



- Poufs and low back seaters can be combined in any order. Combination can be ended or interrupted with a pouf.



- When ordering tables SHD060 or SHD061, an additional set of legs must be ordered for each table.



- Tables SHD060 and SHD061 can be mounted only between two seaters, not at the end of the combination.



- Two or more tables cannot be connected. There must be a seater segment between the tables.

For combinations made of **high back seater segments**:

- There are separate high back seater segments for left side, right side and the centre.



left sided



right sided



central



- High back combination must always end with two corner segments (left and right).

- Tables SHD060 and SHD061 are not compatible with high back combinations.



- Low back segments or poufs cannot be used in combination with high back units.

Ordering legs and connecting brackets

- Additional set of legs (2 pcs.) need to be ordered:



- To finish every combination;
- For every table SHD060 or SHD061 used in the combination.



- A set of connecting brackets (2 pcs.) must be ordered for each connection between seater segments.
- Connecting brackets for accessories do not have to be ordered separately, all necessary connecting brackets are added to the accessory package.