

SCRIVANIE LINEARI P.80

_COMPLETE



L. 80 100 120 140 160 180 200
P. 80
H. 72

_PER AGGREGAZIONE LINEARE

INIZIALE



INTERMEDIA



FINALE



_PER AGGREGAZIONE A 90°



L. 80_100_120_140_160_180_200
P. 80
H. 72

SCRIVANIE LINEARI P.60

_COMPLETE



L. 80 100 120 140 160 180 200
P. 60
H. 72

_PER AGGREGAZIONE LINEARE

INIZIALE



INTERMEDIA



FINALE



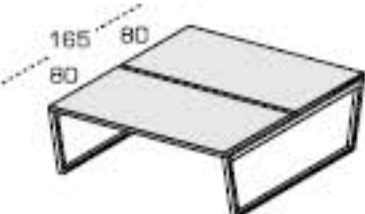
_PER AGGREGAZIONE A 90°



L. 80_100_120_140_160_180_200
P. 60
H. 72

SCRIVANIE DOPPIE P.165

_COMPLETE



L. 140 160 180 200
P. 165
H. 72

_PER AGGREGAZIONE LINEARE

INIZIALE



INTERMEDIA



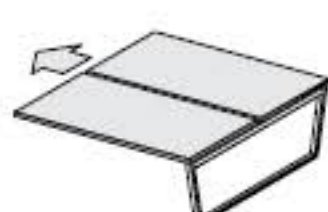
INIZIALE
CON GAMBA ARRETRATA



INTERMEDIA
CON GAMBA ARRETRATA



FINALE

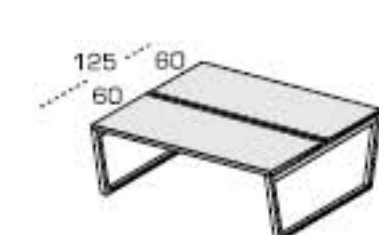


estatica KS
KS design

estatica KS
KS design

SCRIVANIE LINEARI DOPPIE P.125

_COMPLETE



L. 140 160 180 200
P. 125
H. 72

_PER AGGREGAZIONE LINEARE

INIZIALE



INTERMEDIA

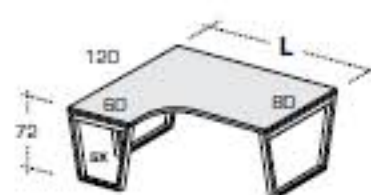


FINALE



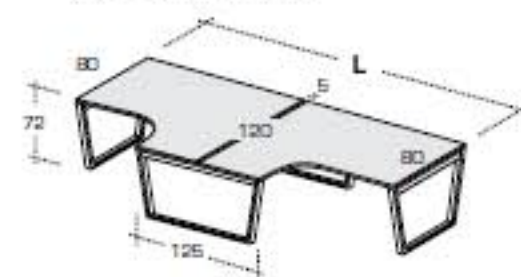
COMPACT WORK STATION

_SINGOLE



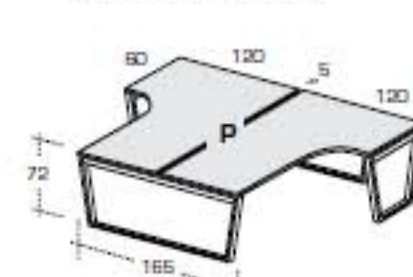
L. 160_180_200
P. 120

_DOPPIE LATERALI



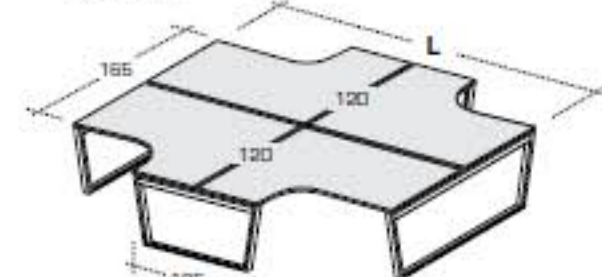
L. 325_365_405
P. 120

_DOPPIE FRONTALI

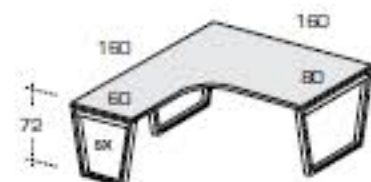


L. 245
P. 160_180_200

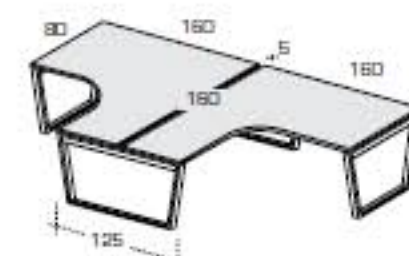
_POKER



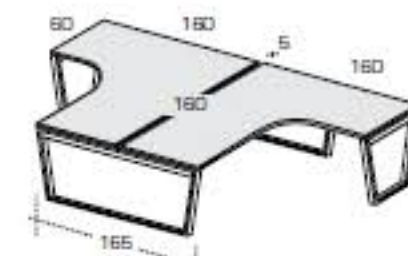
L. 325_365_405
P. 245



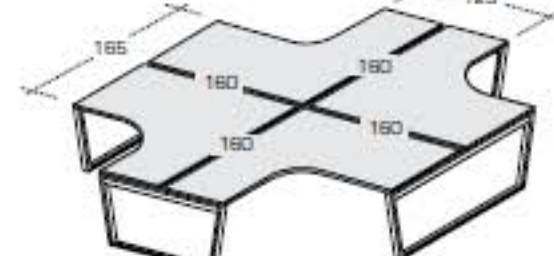
L. 160
P. 160



L. 325
P. 160



L. 325
P. 160



L. 325
P. 325

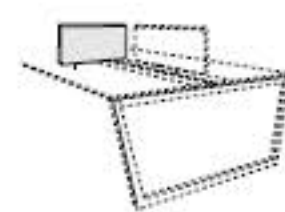
SCREEN

FRONTALE
(in melaminico o cristallo)



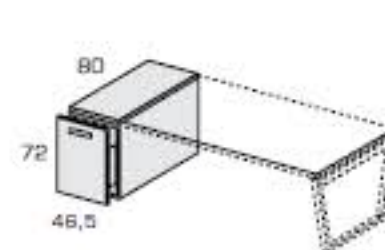
L. 80 100 120 140
160 180 200

LATERALE SINGOLO
(in melaminico)

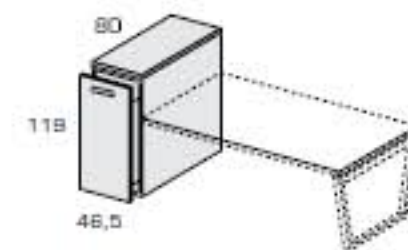


L. 80

ESTRAIBILI - H.72_H.119



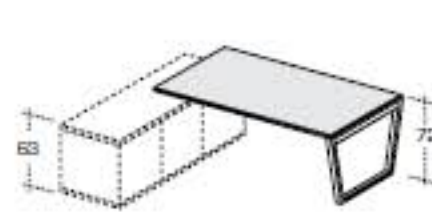
L. 46,5



L. 46,5

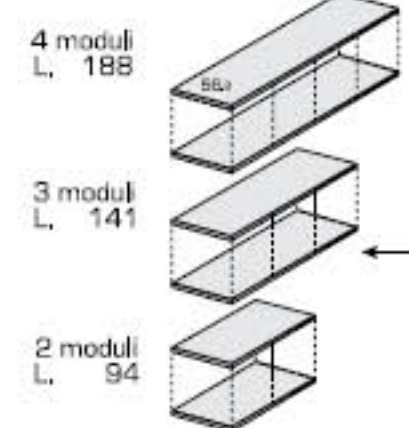
PENISOLA

_PIANI LAVORO



L. 160_80
180_80
200_80
200_90
165_165

_CAPPELLO / BASAMENTO




4 moduli
L. 188

3 moduli
L. 141

2 moduli
L. 94

_MODULI CONTENITORI



L. 46,3 H. 58 P. 56,2

EXECUTIVE



L. 200 90

TAVOLI RIUNIONE



L. 200_90
240_90
165_165